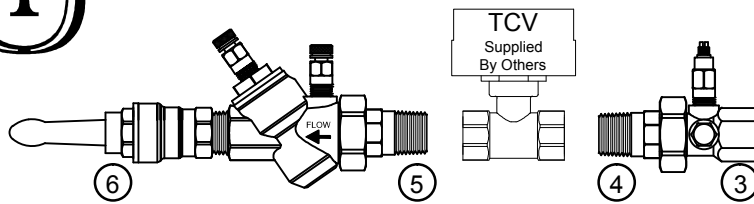
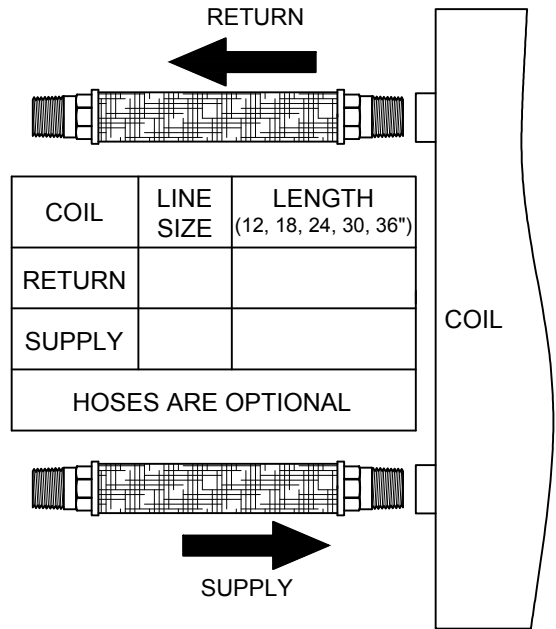
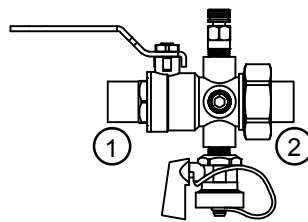




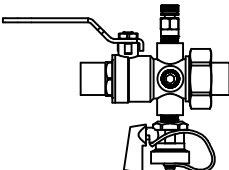
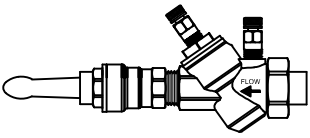
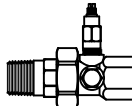
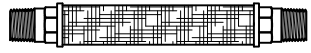
Automatic Balancing 2-Way Kit - A2B Submittal



#	SIZE	CONNECTION (SWT, MPT, FPT)
1		
2		
3		
4		
5		
6		



PRODUCT DESCRIPTION: The USIS A2B Automatic Balancing Valve Kit is a packaged and partially preassembled grouping of components required to complete installation of a terminal unit. Temperature control valves, piping, and coils are supplied "by others". Mounting and testing of the customer supplied TCV is available at an extra expense.

COMPONENT DESCRIPTIONS			
SUPPLY	RETURN	RETURN	SUPPLY/RETURN - OPTIONAL
			
<p>Model IBU: The IBU is an integral full-port ball valve and union rated at 600 WOG. The full-port isolation valve provides unrestricted flow and is designed with a memory stop. The IBU provides three 1/4" taps for accessory installation. Taps will be plugged unless otherwise specified.</p>	<p>Model AFLB: The AFLB is an automatic flow limiting device, male ended by union with a full port ball valve attached. The AFLB is supplied with a stainless steel flow limiting cartridge, two pressure/temperature ports, and a hanging ID tag for easy identification.</p>	<p>Model AU: The AU is a brass accessory union, rated at 600 WOG, that provides for component isolation. The AU contains two predrilled 1/4" ports positioned 90° apart for accessory installation. The AU comes standard with 1/4" plugs unless otherwise specified.</p>	<p>HSS: Engineered CPE tube 1/2" through 1" sizes. EPDM 1 1/4" through 2" sizes. Solid brass hex tapered NPT male and integral swivel NPT male termination with stainless steel ferrules 1/2" - 1" sizes. Plated steel NPT male 1 1/4" - 2" sizes with plated steel ferrules.</p>

KIT #	QUANTITY	GPM	TCV SIZE	TAGGING INFORMATION

JOB NAME:	CUSTOMER:
ENGINEER:	REF/PO#: DATE:
CONTRACTOR:	SUBMITTED BY: DATE: